




schoolio

GRADE 1 SOCIAL STUDIES









SCHOOLIO ONTARIO CURRICULUM GRADE 1 SOCIAL STUDIES – TABLE OF CONTENTS

Unit 1: People and Environments: The Local Community	<ol style="list-style-type: none">1. What is a Community?2. My Community3. Natural and Built Features4. Treating My Community with Respect5. Areas of a Community6. How Communities Change7. Expanding Our Community8. Services in the Community9. Using Services Responsibly10. Park Planner Project11. Park Planner Project- Work Day12. Community Workers I13. Community Workers II14. What If Services Were Gone?15. Mapping- Basics16. Describing Locations17. Using Non-Standard Units of Measurement18. Reading Maps19. Designing a Community20. Designing a Community: Work Day
Unit 2: Our Changing Roles and Responsibilities	<ol style="list-style-type: none">1. All About Me2. Significant People in My Life I3. Significant People in My Life II4. My Family Tree5. Significant Places in My Life6. Significant Things in My Life7. Significant Events in My Life8. Timeline of My Life9. Timeline Work Day10. Understanding My Own History11. A Family Story12. All About Me Final13. Roles and Responsibilities14. How Roles and Responsibilities Change15. Respectful Behaviour16. Treating Others with Respect17. Treating Yourself with Respect18. Treating the Earth with Respect19. How Our Actions Affect Others20. New Experiences21. Helping Others

Lesson 1 – What is a Community?

Discussion:




-  A community is a place where people live and work
-  It is a collection of all the people, places, and features of an area
-  Some communities are big, like cities, others are smaller like towns and villages.
-  What are some parts of a community you can think of?
 1. Houses
 2. Stores
 3. Doctor/Dentist
 4. Parks

Practice Work:

Complete Canadian Curriculum 1, pg. 260 (My Home) A only, and pg. 264 (My Local Community) A only.

Lesson 2 – My Community

Discussion:

-  What makes your community special?
-  There are many places within our local community that we go to for different reasons.
-  The features of a community help meet the needs of the people living there.
 1. Think of some places that you go to on a daily or weekly basis.
 - Where do you buy food?
 - Where do we take our pets if they are sick?
 - Where do we get our teeth cleaned?
 - Where do we sometimes go for dinner?




Activity:

List the some of the features of your community that help meet you and your family’s needs:

Feature	Needs it Meets

Lesson 3 – Natural and Built Features

Discussion:




-  A community has both natural and built features.
-  Natural features are ones that are made by nature. Can you think of some examples?
 1. Trees and Forests, Hills, Rivers, Ponds, Marsh, etc.
-  Built features are ones that we, as humans, built into the community to make it better suit our needs. Can you think of some examples?
 1. My house, the sidewalk, the roads, the park, stores, hospital, etc.

Practice Work:

Complete Canadian Curriculum 1, pg. 262-263 (Nature Around Me)

Lesson 4 – Treating My Community with Respect

Discussion:

-  As a member of the community, you have a responsibility to help take care of your community and to treat it with respect.
-  To be responsible in the community, there are many things we can do!
 1. Putting garbage in the trash can instead of on the ground;
 2. Recycling and compost to keep our landfills cleaner
 3. Planting trees and gardens.
-  Can you think of some ways that you can or do help your community?

Activity:

Community Problem Solving

Practice Work:

Complete Canadian Curriculum 1, pg. 268-269 (Helping My Community)

Community Problem Solving

In the community, there is a problem. There is always a lot of garbage in the park! Imagine you are part of the city planning committee trying to solve this problem. Finish each question below with information you would want to gather to help you find a solution, and then make up an answer.

Questions	Answers
Who _____ _____?	
What _____ _____?	
Where _____ _____?	
When _____ _____?	
Why _____ _____?	
How can we fix the problem?	

Teacher Note: This assignment is about learning to formulate questions more than brainstorming an actual solution. Solutions will likely include things like “more trash cans in the park”, which is a pretty easy conclusion to draw. What we’re going for instead is that students learn to think through what information they require to make a good, informed decision, and then turning that into what questions to ask. Getting the information you need begins with asking the right questions!