



# Welcome to Kindergarten!

The schedule can include all sorts of activities at home. Write letters in the dirt with a stick, count chocolate chips while baking cookies, send a letter to Grandma. There are many ways to incorporate math and language into a regular day!

**Week at a Glance:** The Week at a Glance at the beginning of each new week shows you what you will be working on that week, and you can then plan to slot things into your schedule. See an example below:

**Week at a Glance**

Topic: All About Me	
Math Topic: Numbers 1-5	
Work 1:	MS pg. 5-7
Work 2:	MS pg. 8-11
Work 3:	MS pg. 12-13
Phonics Topic: Short A/Long A	
Phonics 1:	ES pg. 6
Phonics 2:	Letter A Tracing Sheet
Phonics 3:	Letter A Sounds Sheet
Phonics 4:	ES pg. 34-35
Social Studies/ Science:	All About Me Fact Page
Writing:	All About Me Mini Book
Sight Words:	the, and, I
Art/ Activity:	Self Portrait
Book Recommendations:	<u>What I Like About Me</u> by Allan Zobel Nolan; <u>Chrysanthemum</u> by Kevin Henkes
Media Recommendations:	Sesame Street Letter of the Day, A: <a href="https://www.youtube.com/watch?v=GEOfcjWAsvI">https://www.youtube.com/watch?v=GEOfcjWAsvI</a> ; Canada Crew, Being Canadian: <a href="https://www.youtube.com/watch?v=y1jkMtroNLC">https://www.youtube.com/watch?v=y1jkMtroNLC</a> ; What I Like About Me - Read Aloud <a href="https://www.youtube.com/watch?v=XvucoY4sIJA">https://www.youtube.com/watch?v=XvucoY4sIJA</a>

**Weekly Theme**

**Math Topic for the Week**  
 Math work for 3 periods throughout the week.

**Phonics for the Week**  
 Phonics work for 4 periods throughout the week.

**Science or Social Studies**  
 Work for 1 period during the week.

**Language/Writing Practice**  
 One activity for 1-3 periods throughout the week.

**Sight Words for the Week**  
 Worksheet for 1 period, flashcards included for as many periods as needed.

**Art or Activity for the Week**

**Book and Media Recommendations for Additional Fun Throughout the Week**

SAMPLE

This calendar is a sample only- do whatever schedule works best for you and your family!


## Calendar

	Mon.	Tues.	Wed.	Thurs.	Fri.
Math	Work 1		Work 2		Work 3
Phonics	Phonics 1	Phonics 2		Phonics 3	Phonics 4
Social Studies/ Science			Lesson		
Writing		Intro and Lesson		Work On It!	
Read Aloud	Listen to a Story	Levelled Reader	Listen to a Story	Levelled Reader	
Sight Words		Work 1		Flashcards	
Art	Play a Game		Do Something Outdoors!		Arts and Crafts Day!

## Week at a Glance

Topic: All About Me	
Math Topic: Numbers 1-5	
Work 1:	MS pg. 5-7
Work 2:	MS pg. 8-11
Work 3:	MS pg. 12-13
Phonics Topic: Short A/Long A	
Phonics 1:	ES pg. 6
Phonics 2:	Letter A Tracing Sheet
Phonics 3:	Letter A Sounds Sheet
Phonics 4:	ES pg. 34-35
Social Studies/ Science:	All About Me Fact Page
Writing:	All About Me Mini Book
Sight Words:	the, and, I
Art/ Activity:	Self Portrait
Book Recommendations:	<u><a href="#">What I Like About Me</a></u> by Allia Zobel Nolan; <u><a href="#">Chrysanthemum</a></u> by Kevin Henkes
Media Recommendations:	Sesame Street Letter of the Day, A: <a href="https://www.youtube.com/watch?v=GEOfcjWAsvI">https://www.youtube.com/watch?v=GEOfcjWAsvI</a> ; Canada Crew, Being Canadian: <a href="https://www.youtube.com/watch?v=yrijkMtroNLU">https://www.youtube.com/watch?v=yrijkMtroNLU</a> What I Like About Me - Read Aloud <a href="https://www.youtube.com/watch?v=XvucoY4sIJA">https://www.youtube.com/watch?v=XvucoY4sIJA</a>

# The Letter



Trace the letters and words.  
Then write on your own!

A A A A A A

d d d d d d d

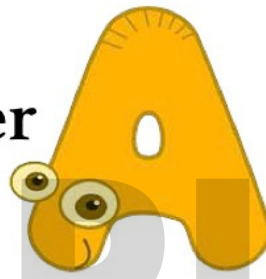
apple art Adam

A A A A A A

d d d d d d d

SAMPLE

# The Letter



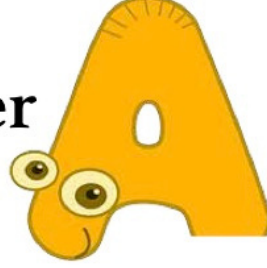
- The letter a makes 3 sounds.
  - Short a sounds like cat.
  - Long a sounds like bake.
    - Long a is when the letter says its own name.
  - It also says the sound “ah” like car.

Say the word the picture shows. What a sound do you hear?



Circle the short a with **red**. Circle the long a with **green**. Circle the “ah” sounds with **blue**.

# The Letter




Say the words out loud, trace the letters, then colour the picture!



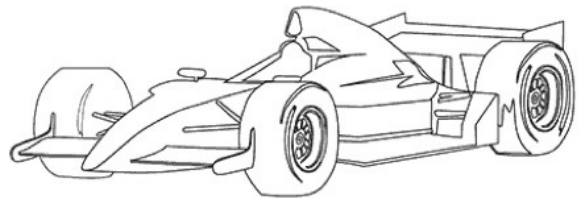
star

ape



train

case



cat

car

All About Me

My Favourite Things

Colour: \_\_\_\_\_


Food: \_\_\_\_\_

Animal: \_\_\_\_\_

Sport: \_\_\_\_\_

Toy: \_\_\_\_\_

Book: \_\_\_\_\_



My Family

My Home

My Favourite Thing To Do





## All About Me Booklet

- The All About Me booklet is a place for you to write and draw all about yourself!
- You will find the booklet pages after this page.
- Cut out the pages.
- Staple, glue, or tape them together into a booklet.
- Fill the pages out by completing the sentences and drawing pictures!

*Teacher Note: If your kinder can't write the words yet or isn't ready to "sound out" words, ask them to draw their picture first and then tell you about it. Rephrase what they told you into a simple, complete sentence and ask them if that sentence is what they want it to say. Either write it for them or write it in highlighter for them to trace.*

SAMPLE

My  
**All About Me**  
Book

SAMPLE

SAMPLE

An interesting thing about me is

Handwriting practice lines consisting of a solid top line, a dashed middle line, and a solid bottom line.

## Sight Words

Trace the sight words.  
Write them on your own.  
Read them in a sentence.

Trace:

the the

Write:

Trace:

and and

Write:

Trace:

I I

Write:

Read (underline the sight words when you see them):

The hat is on the cat.

The ball is red and blue.

I see a dog and a car.

I can run and I run far.

# All About Me Art

Fill out this page and then draw a picture of yourself on the next page.

My name is

I am \_\_\_\_\_ years old.

My hair is

My eyes are

My favourite thing about myself is

Self Portrait



Week 3

for up

Week 4

Week 4

look

Week 4

is

Week 5

red

Week 5

go

Week 5

we can

Week 6

Week 17

SAMPLE  
am do

Week 17

do

Week 17

what

Week 18

did

Week 18

SAMPLE

so

Week 18

blue

Week 19

like

Week 19

get

SAMPLE

Week 9

jump

Week 9

here

Week 9

make

Week 10

away

Week 10

help

Week 10

two

Week 11

play

Week 11

run



# How Many Leaves?

Ricky raked leaves into piles. Look at each group of leaves. First, write how many you think there are without counting, then count and see how close you were!

How many leaves?



I guess:

I count:

How many leaves?



I guess:

I count:

How many leaves?



I guess:

I count:

How many leaves?



I guess:

I count:

How many leaves?



I guess:

I count:

How many leaves?



I guess:

I count:




of Fall

Circle the images that are signs of Fall, cross out the ones that are not.  
Draw your own picture of what fall looks like where you live.



Leaves change colour.



You take a bath.




Birds fly south.



New flowers grow.



Animals gather food.



It gets colder outside.

